

Commission for Air Quality Management in NCR and Adjoining Areas

17th Floor, Jawahar Vyapar Bhawan,
Tolstoy Marg, New Delhi-110001

Dated: 31st May, 2023

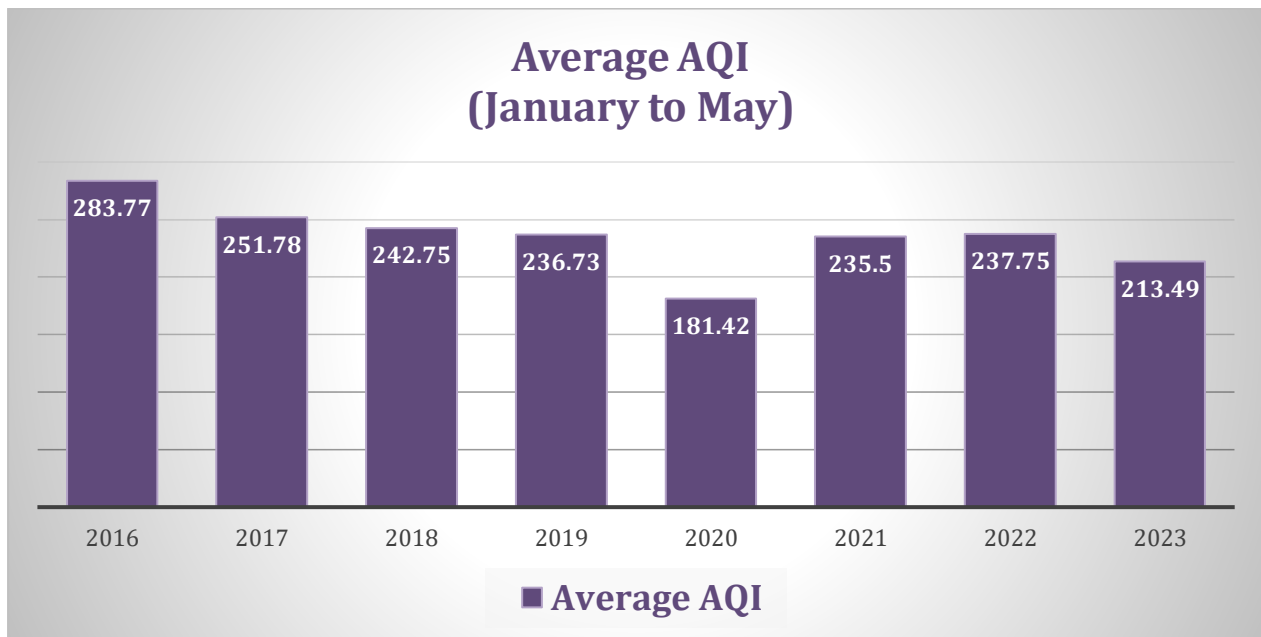
PRESS RELEASE ON AIR QUALITY SCENARIO OF DELHI FOR THE PERIOD JANUARY - MAY, 2023

- During the 08 years period i.e. from 2016 to 2023 (January - May), Delhi registers its best air quality during current year (barring 2020 - the year of lockdown due to Covid);
- Delhi reports its lowest Daily Average AQI during current year compared to the corresponding period for last 07 years i.e. from 2016 (barring 2020 - the year of lockdown due to Covid);
- 2023 has seen the lowest levels of daily average PM_{2.5} concentration in Delhi compared to the corresponding period for last 07 years i.e. from 2016 (barring 2020 - the year of lockdown due to Covid);
- 2023 has also been the year with lowest levels of daily average PM₁₀ concentration in Delhi compared to the corresponding period for last 07 years i.e. from 2016 (barring 2020 - the year of lockdown due to Covid);
- Delhi witnesses the highest number of 'Good' to 'Moderate' Air Quality days (74 days) during the current year, compared to the corresponding period for last 07 years i.e. from 2016 (barring 2020 - the year of lockdown due to Covid);
- The number of 'Good' to 'Moderate' Air Quality Days in Delhi during January to May was 15 in 2016 and 74 in 2023 for the corresponding period;
- Delhi has also experienced the least number of 'Poor' to 'Severe' Air Quality Days during this period, as compared to the corresponding period for last 07 years i.e. from 2016 (except 2020 - the year of lockdown due to Covid);
- The number of 'Poor' to 'Severe' Air Quality Days in Delhi during January to May was 133 in 2016 and 77 in 2023

NEW DELHI:

For the periods between January - May (during the 08 years i.e. from 2016 to 2023), Delhi registers its best air quality during current year (barring the periods of very low anthropogenic, industrial and commercial activities during the year 2020 due to Covid-19 lockdown).

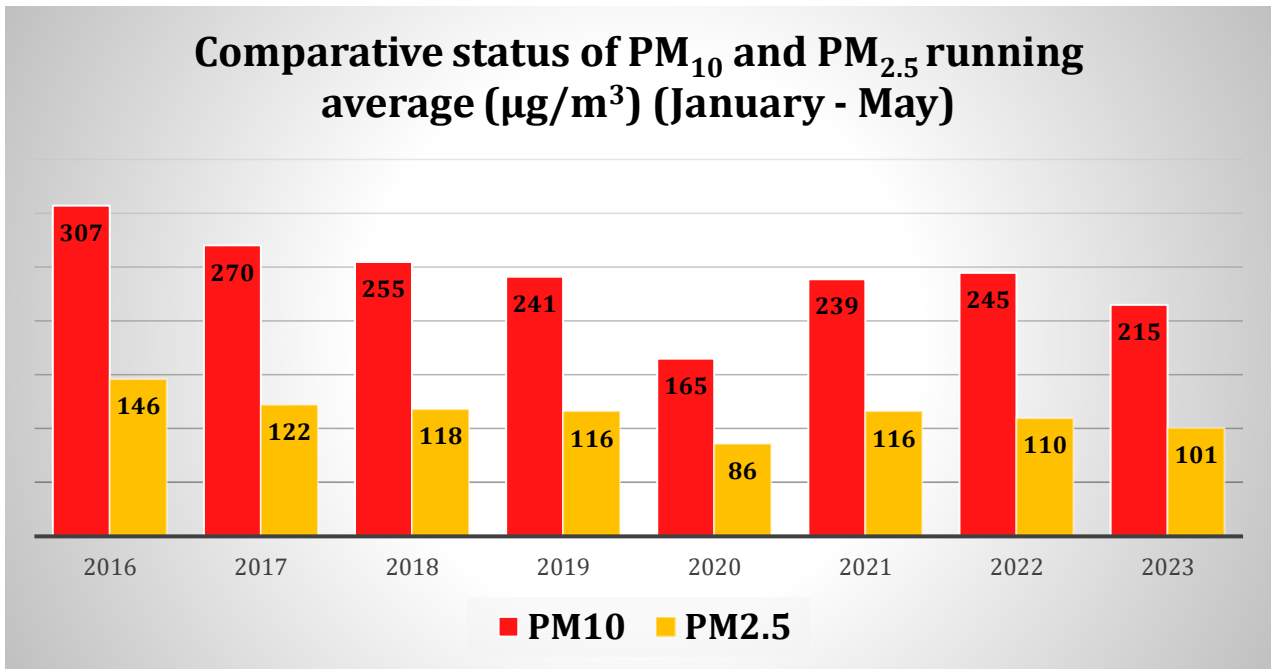
As per Air Quality Index (AQI) data of the Central Pollution Control Board (CPCB), Delhi has reported its lowest Average AQI during current year compared to the corresponding period for the last 07 years i.e. from 2016 (barring 2020 - the year of lockdown due to Covid). A comparative chart depicting the Average AQI for the first five months period (January to May) during the 08 years (2016-2023) is given below:



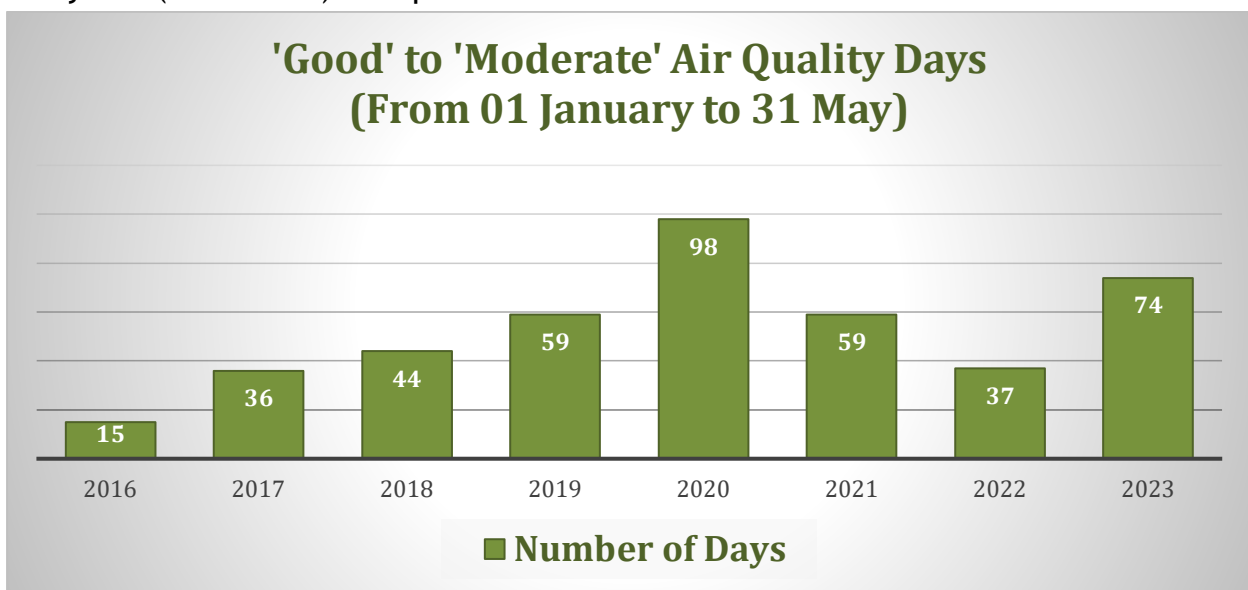
In terms of daily average $PM_{2.5}$ concentration levels, 2023 has seen the lowest levels of daily average $PM_{2.5}$ concentration, as compared to the corresponding period for last 07 years i.e. from 2016 (barring 2020 - the year of lockdown due to Covid). Moreover, 2023 has been the year with lowest levels of daily average PM_{10} concentration in Delhi, as compared to the corresponding period for last 07 years i.e. from 2016 (barring 2020 - the year of lockdown due to Covid).

A comparative chart depicting the PM_{10} and $PM_{2.5}$ running average ($\mu\text{g}/\text{m}^3$) for the first five months period (January - May) during the 08 years (2016-2023) is given below:

Comparative status of PM₁₀ and PM_{2.5} running average (µg/m³) (January - May)



Delhi has witnessed **maximum** number of ‘Good’ to ‘Moderate’ Air Quality Days during the first five months period of 2023, as compared to the corresponding period of last 07 years since 2016 (barring 2020 - the year of lockdown due to Covid). A comparative chart for days with ‘Good to Moderate’ AQI witnessed for the first five months period during the 08 years (2016-2023) is depicted below:



The number of ‘Good’ to ‘Moderate’ Air Quality Days for the first five months period (i.e. January to May) was 15 in the year 2016; 36 in 2017; 44 in 2018; 59 in 2019; 98 in 2020; 59 in 2021; 37 in 2022; and 74 in the current year 2023.

During this period, Delhi has also experienced **least** number of days with ‘Poor’ to ‘Severe’ Air Quality in 2023, as compared to the corresponding period of last 07 years since 2016 (barring 2020 - the year of lockdown due to Covid). The number of ‘Poor’ to ‘Severe’ Air Quality Days for the first five months period (i.e. January to May) have come down by 42.10% i.e. from 133 in the year 2016 to 77 in the current year 2023.
