


**Annual Action Plan Format for Municipal Corporation****City Profile**

1.	Name of City	Alwar
2.	State	Rajasthan
3.	Total Municipal Area (sq. km.)	51.38 sq km
4.	Total Population of the city (as per latest census / estimate)	3,41,422/4,00,000
5.	No. of Industries	--
6.	Total number of construction sites	21
7.	Total Road Length within municipal limits (in kms)	770.0
8.	%age improvement in annual average PM <sub>10</sub> reduction from base year	28.95% (2017-18:152; 2024-25: 108)
9.	Total Fund received from 15 <sup>th</sup> Finance Commission till date and Total Fund Utilized till date	State XV FC: 8247.14 Lakhs
10.	%age total utilization till date	5861.61 Lakhs

  
 आयुक्त  
 नगर निगम, अलवर



**[A] Air Quality**

**1. Air Quality Monitoring station**

S. No.	Monitoring stations	As on 31 <sup>st</sup> Dec. 2025	Optimum/Target number of monitoring stations	Gap	Target to be achieved by MM/YYYY
1.	Total Number of CAAQMS				
2.	Total Number of manual monitoring stations				

**2. Air Quality Parameters**

S. No.	Air Quality		Annual Average				Target	% Reduction*	NAAQS to be achieved by MM/YYYY
		2021	2022	2023	2024	2025	2026		
1.	Annual Average AQI								
2.	Annual Average PM <sub>2.5</sub> (µg/m <sup>3</sup> )								
3.	Annual Average PM <sub>10</sub> (µg/m <sup>3</sup> )								

\*Planned reduction with respect to the average of last five years

आपूर्ति  
नगर निगम, अलवर



**[B] Vehicular Pollution**

**1. Augmentation of City Bus services in major cities (All Municipal Corporations)**

**1.1 Existing fleet as on 31.05.2025**

Total Buses required	No. of Buses available				Gap
	E-Buses	CNG	BS-VI	Sub-Total	

\*Indicate separately No of BS-IV and below buses plying, if any

**1.2 Planned expansion of city bus services based on requirement as per MOHUA guidelines**

Gap	Monthly Target (2026)												Expected Status as on 31-12-2026
	Jan.	Feb.	March	April	May	June	July	Aug.	Sep.	Oct.	Nov.	Dec.	

**1.3 Strengthening of EV charging Infrastructure - City wise No. of EV charging stations / points**

No. of EV charge points as on 31.12.2025	Total no. of EV charge points required	Gap	Quarterly Target (2026)				Expected Status as on 31-12-2026
			Q1 Jan-Mar	Q2 Apr-Jun	Q3 Jul-Sep	Q4 Oct-Dec	

**1.4. Expansion of City wise No. of battery swapping stations**

No. of battery charging stations as on 31.12.2025	Total no. of battery swapping stations	Gap	Quarterly Target (2026)				Expected Status as on 31-12-2026
			Q1 Jan-Mar	Q2 Apr-Jun	Q3 Jul-Sep	Q4 Oct-Dec	

आयुक्त  
नगर निगम, अलवर




## 2. Implementation of city wise Parking Management with smart pricing

### 2.1. Existing parking facility as on 31.12.2025

Surface parking		Covered (Multilevel)	
No. of Parking lots	Capacity (No. of vehicles parked)	No. of Parking lots	Capacity (No. of vehicles parked)
08	1500	01	300

### 2.2. Future expansion planned

Type of parking facility	No of parking lots required	Quarterly Targets			
		As on 31.03.2026	As on 30.06.2026	As on 30.09.2026	As on 31.12.2026
Surface parking	10	1	3	3	3
Covered (multilevel)	1	1			

  
आयुक्त  
नगर निगम, अलवर



### [C] Construction & Demolition (C&D) Activities

#### 1. Status of C&D waste generation and processing facilities

Plant Name and location	Total C&D waste generated in the city (in TPD)	No. of secondary waste collection points	Total quantity of C&D waste presently being processed in the plant (TPD)	Gap between waste generation and waste processing (TPD)	Quantity of processed waste sold in private market in the last FY (in MT)	Quantity of processed waste procured by Government Agencies in the last FY (in MT)
C&D waste Processing Plant Agyara (Alwar)	30	02 Near Mechanical Transfer Station, 200Ft road Near Gaushala, Buddh Vihar	00	30	00	00

#### 2. C&D Waste Processing Plant (to cover C&D waste processing gap)

No. of C&D plants required	Status of Proposed Plants (Under Construction/ Tender Stage/ Approval Stage/ Planning stage)	Capacity (in MT)	Estimated timeline (Month, Year)	Estimated cost (in INR)	Source(s) of funding (Indicate break-up of funding)
01	Under Construction	50 TPD	March 2026	4,85,45,000.0	SBM 2.0

#### 3. C&D Processed waste offtake plan

Quantity of processed waste products likely to be generated	Quantity of processed waste products offtake	
	by Govt. Agencies	by Private Agencies

आर्य समाज, अलवर



**[D] Dust from Roads and Open Areas**

**1. Road length under jurisdiction**


Right-of-way (ROW)	Length of road (km) As on 31-12-2025	Length of road in good condition (km)	Length of road proposed for redevelopment as per CAQM framework (km)	Estimated cost (Rs. in Cr)	Availability of funds (Rs. in Cr.)
Road with RoW < 10 m (km)	627.5	510	13 (AY 2026)	7.80	7.80
Road with RoW 10-15 m (km)	37.5	31.0	6 (AY 2026)	4.20	4.20
Road with RoW 15-30 m (km)	79.0	64.0	2.5 (AY 2026)	2.60	2.60
Road with RoW 30-45 m (km)	16.0	11.0	00	--	--
Road with RoW 45-60 m (km)	10.0	6.0	3.7 (AY 2026)	3.68	3.68
Road with RoW ≥ 60 m (km)	00	00	00	--	--
Total road length (km)	770	622	25.2 (AY 2026)	18.28	18.28

**2. Completion timeline for development / redevelopment of urban roads**

S. No.	RoW	Length of stretch (km)	Description of Stretch (From.....To)	Carriageway (m)	Brief description of work	Target for completion (2026)			
						Q1 Jan-Mar	Q2 Apr-Jun	Q3 Jul-Sep	Q4 Oct-Dec
1.	< 10 m	13	--	6	BT and CC roads	3	4	3	3
2.	10-15 m	06	--	7	BT and CC roads	1	2	1	2
3.	15-30 m	2.5	--	9	BT and CC roads	1.0	1.5	0	0
4.	45-60 m	3.7	--	12	Tile Interlocking	1.5	2.2	0	0

**3. GIS mapping of roads and establishment of Road Asset Management System (RAMS)**

1.	Whether all roads under jurisdiction is GIS-mapped?	No
2.	Whether road asset management system (RAMS) established?	No

  
 आयुक्त  
 नगर निगम, अलवर



**4. Greening of central verges** Total length of central verges:

S. No.	Parameter	Status as on 31-12-2025	Monthly Target (2026)												Estimated cost (Rs. in Cr)	Availability of funds (Rs. in Cr.)
			Jan.	Feb.	March	April	May	June	July	Aug.	Sep.	Oct.	Nov.	Dec.		
1.	Length of central verges greened (km)	30.0														
2.	Length of central verges to be greened (km)	4.70	00	00	00	0.70	0.70	0.70	0.70	0.70	0.70	0.50	00	00	3.29	--

**5. Paving and greening of pathways** Total length of pathways (km):

S. No.	Parameter	Status as on 31-12-2025	Monthly Target (2026)												Estimated cost (Rs. in Cr)	Availability of funds (Rs. in Cr.)
			Jan.	Feb.	March	April	May	June	July	Aug.	Sep.	Oct.	Nov.	Dec.		
1.	Length of pathways paved (km)	203.0														
2.	Length of pathways greened (km)	91.0														
3.	Length of pathways to be paved (km)	11.0	2.0	2.0	2.0	2.0	1.0	1.0	1.0						9.14	9.14
4.	Length of pathways to be greened (km)	11.0	2.0	2.0	2.0	2.0	1.0	1.0	1.0						4.36	4.36

**6. Assessment of roads for mechanical sweeping**

S. No.	Right-of-way (ROW)	As on 31-12-2025
1.	Total road (RoW > 60 feet) length suitable for large-size MRSM (km)	
2.	Total road (RoW 20-60 feet) length suitable for medium-size MRSM (km)	
3.	Total road (RoW < 20 feet) length suitable for small-size MRSM / handheld vacuum machines (km)	

आयुक्त  
नगर निगम, अलवर



### 7. Mechanical road sweeping machines (MRSMs)

S. No.	MRSM	Required	Available	GAP	Estimated Cost to fill the GAP (Rs. in Cr)	Availability of funds (Rs. in Cr.)
1.	Large-size MRSMs	0	8	0	00	00
2.	Medium-size MRSMs	0	0	0	00	00
3.	Small-size MRSM / Handheld vacuum machines	0	0	0	00	00

### 8. If GAP in MRSMs, deployment plan for MRSMs

S. No.	Parameter	Whether procurement is under OPEX / CAPEX model?	Tender approval date	Tender open date	Tender close date	Target date for issuance of work order	Supply timeline	Estimated cost (Rs. in Cr)
1.	Large-size MRSMs	NA						
2.	Medium-size MRSMs							
3.	Small-size MRSM / Handheld vacuum machines							

### 9. Disposal of road dust

1.	Whether dust collected is scientifically disposed?	Yes
2.	If Yes, list the name of designated sites / landfills	Near Ambedkar Solid Waste Transfer Station for landfilling

### 10. Water Sprinklers (WS)

Required	Available	GAP	Estimated Cost to fill the GAP (Rs. in Cr)	Availability of funds (Rs. in Cr.)
02	00	02	0.20	00

आयुक्त  
नगर निगम, अलवर



**11. Anti-Smog-Guns (ASGs)**


S. No.	Anti-Smog-Guns (ASGs)	Required	Available	GAP	Estimated Cost to fill the GAP (Rs. in Cr)	Availability of funds (Rs. in Cr.)
1.	Static	00	00	00	00	00
2.	Mobile	02	02	00	00	00

**12. Road to be made dust free (List to be submitted separately)**

S. No.	Parameter	Target for Year 2026	Monthly Target (2026)											
			Jan.	Feb.	March	April	May	June	July	Aug.	Sep.	Oct.	Nov.	Dec.
1.	Nos. of roads	19	2	2	2	2	2	3	0	0	0	2	2	2
2.	Stretch (km) of road	25.20	2.5	2.5	2.5	2.5	2.5	4.0				3.0	3.0	2.7

**13. Training programs for staff engaged in road dust control measures (Photos to be submitted separately)**

S. No.	Parameter	Target for Year 2026	Target (2026)			
			Q1 Jan-Mar	Q2 Apr-Jun	Q3 Jul-Sep	Q4 Oct-Dec
1.	Nos. of training programme to be conducted	02	0	1	1	0

  
 आयुक्त  
 नगर निगम, अलवर



[E] MSW Management

1. Action plan for processing of legacy waste at dumpsite/ SLF

S. No.	Name of SLF /Dumpsite	Amount of waste (Fresh+ legacy) at dumpsite as on 31st Dec 2025 (LMT)	Monthly Liquidation Target (LMT)												Expected amount of waste (Fresh+ legacy) at dumpsite as on 31st Dec 2026 (LMT)	Complete liquidation timeline by MM/YYYY
			Jan	Feb	Mar	Apr	May	Jun	Jul	Aug	Sep	Oct	Nov	Dec		
1.	Legacy waste	1.67	--	--	--	--	--	--	--	--	--	--	--	--	--	tender by DLB for Legacy waste remediation at Technical Sanction level
2.	Agyara Solid waste processing plant.	180 TPD operational (300TPD plant capacity)	5580	5040	5580	5400	5580	5400	5580	5580	5400	5580	5400	5580	--	--
3.																

2. Augmentation of waste processing facilities


S. No.	Waste generated (TPD)	Capacity to process waste (TPD)	GAP in processing waste (TPD)	Quarterly targets for capacity augmentation to fill the GAP (TPD)				Completion by MM/ YYYY
				Q1 Jan-Mar	Q2 Apr-Jun	Q3 Jul-Sep	Q4 Oct-Dec	
1.	NA							
2.								
3.								

आयुक्त  
नगर निगम, अलवर



[F] DG Sets

Targeted number of inspection to be done by SPCBs	Monthly Target (2026)											
	Jan.	Feb.	March	April	May	June	July	Aug.	Sep.	Oct.	Nov.	Dec.
NA												


  
 आयुक्त  
 नगर निगम, अलवर

१६/०८/२०२६  
 नगर निगम, अलवर



**[G] IEC Activities**

S. No.	Action point	Concerned Department / Agencies	Target of activities (2026)			
			Q1 Jan-Mar	Q2 Apr-Jun	Q3 Jul-Sep	Q4 Oct-Dec
1.	Conducting awareness drives / workshops and engagement activities to enhance Citizen responsibility via concerned agencies in NCR by including Urban Local Bodies, RWAs, Schools, Colleges, Educational Institutions etc.	--	--	--	--	--
2.	Conducting awareness workshops / sessions with various Farmers' Associations for efficient <i>in-situ</i> and <i>ex-situ</i> utilization of paddy stubble via concerned agencies in NCR and Adjoining Areas.	--	--	--	--	--
3.	Outdoor activities like Walkshops, streets (re)development layout activities via concerned agencies for sensitization towards unpaved road and streets.	--	--	--	--	--

  
**आयुक्त**  
**नगर निगम, अलवर**